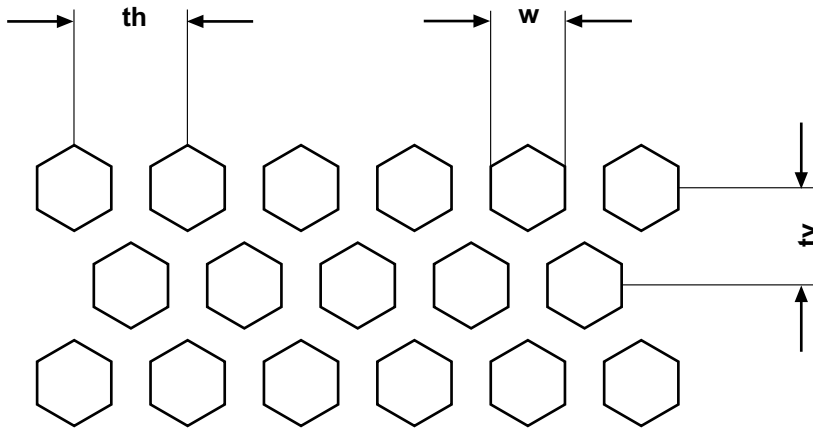



## Hexagon holes in staggered lines




**w** = hole width  
**th** = pitch horizontal  
**tv** = pitch vertical

In direction of perforation it is possible to realise unperforated strips or areas, depending on the perforation pattern.


Please do not hesitate to ask for technical support in an early product development phase. It will be your advantage!




**Nr. 4242** (Hv 2,3 - 3,0 / 90°) mm  
 hole width  $\varnothing$  2,3  
 pitch horizontal 2,6+2,6  
 pitch vertical 3,0  
 opening 57 %  
 Perforation turned 90°




**Nr. 4272** (Hv 2,3 -3,0) mm  
 hole width  $\varnothing$  2,3  
 pitch horizontal 3,0  
 pitch vertical 2,6+2,6  
 opening 57 %




**Nr. 4318** (Hv 1,5 - 2,0) mm  
 hole width  $\varnothing$  1,5  
 pitch horizontal 2,0  
 pitch vertical 1,75+1,75  
 opening 56 %



**Nr. 4325** (Hv 1,9 - 2,5) mm  
 hole width  $\varnothing$  1,9  
 pitch horizontal 2,5  
 pitch vertical 2,17+2,17  
 opening 56 %



**Nr. 4326** (Hv 1,2 - 1,6) mm  
 hole width  $\varnothing$  1,2  
 pitch horizontal 1,6  
 pitch vertical 1,4+1,4  
 opening 56 %



**Nr. 4332** (Hv 3,5 - 4,2) mm  
 hole width  $\varnothing$  3,5  
 pitch horizontal 4,2  
 pitch vertical 3,6+3,6  
 opening 70 %